



## BAC-Series Battery Charger



**Battery Testing**

## BAC SERIES

### Battery Charger

- Lightweight – only 10 kg / 22 lbs
- Instrument max power – up to 2,7 kW
- Voltage ranges up to 300 V DC
- Current range up to 50 A DC
- Measurement resolution – current 0,1 A, voltage 0,1 V
- Two charging modes available:  
IU - constant current + constant voltage,  
UU - constant voltage + constant voltage,  
with current limit
- Adjustable alarm and shutdown parameters for preventing excessive charge



#### Powerful and Portable Battery Charger Description

Following a power outage, various power engineering objects such as power plants should be kept operating on batteries. It is necessary batteries to be charged in order to compensate its energy loss and keep their voltage within the predefined limits. BAC series devices are a portable battery charger used for charging Lead-Acid, Ni-Cd and Li-ion batteries. BAC series devices are intended to support the main charger in order to charge battery much faster or to quickly recharge a battery following a discharge test. Using two charging modes it provides the possibility of maintaining and recharging the batteries either with a constant current or a constant voltage.

BAC Series contains two models, depending of maximum charging current by different voltage levels:

- **BAC25A model** can generate currents up to 25 A, with a maximum output voltage of 300 V (the maximal current is 10 A at 300V)
- **BAC50L model** can generate currents up to 50 A (for voltages up to 50 V), with a maximum output voltage of 60 V (the maximal current is 30 A at 60 V)

In addition, BAC Series devices are equipped with thermal, overcurrent, and over-voltage or under voltage protection.

Provided display enables users to read all relevant information during a charging process and to adjust the charging current, charging time, etc.

Mains Voltage (V AC)	Nominal Battery Voltage (V DC)	Maximum Current (A DC)	
		BAC25A*	BAC50L**
230/115	1,2	-	50
	2	-	50
	6	-	50
	12	25	50
	24	25	50
	48	25	30 20 ***
	60	25	-
	110/120	20 10 ***	-
	220/240	10 5 ***	-

\* Maximum charging voltage for BAC25A is 300V

\*\* Maximum charging voltage for BAC50L is 60V

\*\*\* Maximum currents at 115V Mains voltage

## Benefits and Features

1. **Display** - Values of output voltage, current and other working status information are displayed on the LCD screen.
2. **Keyboard** - used for controlling and operating the instrument.
3. Status indicating **LED diodes**
4. **PT100 probe connector** for ambient temperature measurement.
5. **USB PC Interface.**
6. **Overvoltage alarm terminal** - used for triggering external alarm.
7. **Undervoltage alarm terminal** - used for triggering external alarm.
8. **Current and voltage sense terminals** - connecting the current and voltage sense cables.




## Application example

Typical application is charging batteries that serve as a backup power supply in:

- Power plants
- Generator excitation systems
- Substations
- Protection and control systems
- UPS battery strings

The BAC series devices is connected to a test battery using the current cables. The voltage sense cables may be used optionally. Next step is to set the current and the voltage alarm levels. After starting the charging process BAC series devices keeps the current or voltage level constant depending on the selected charging mode. When applying the IU charging mode, the battery is charged with a constant current. The voltage increases to a level close to the final voltage (boost voltage), the device switches to a constant voltage (float voltage) mode and the current begins to decrease. Cut off occurs when a predetermined minimum current value, which indicates a full charge, has been reached. When opting for the UU charging mode the battery will be charged under a constant voltage. If the battery current becomes larger than the defined


current limit, the charger will switch into a constant current mode and continue charging with constant current that is equal to specified current limit.




Otherwise, the charger keeps charging under the selected constant voltage, the current will decrease over time until it reaches a predetermined minimum value. At this point of time the charger will switch to a float charge stage and decrease to a selected float voltage

## BAC Series - models

### BAC25A

	<ul style="list-style-type: none"> <li>• Applicable to 10 – 300 V DC battery voltages</li> <li>• Weight – 10 kg (22 lbs)</li> <li>• Instrument max power – up to 2,7 kW</li> <li>• Current range – up to 25 A</li> </ul>
---	--

### BAC50L

	<ul style="list-style-type: none"> <li>• Applicable to 1 V – 60 V DC battery voltages</li> <li>• Weight – 10 kg (22 lbs)</li> <li>• Instrument max power – up to 2,5 kW</li> <li>• Current range – up to 50 A</li> </ul>
---	--

## Technical Data

### Mains Power Supply

- Connection according to IEC/EN60320-1; C320
- Voltage 90 V – 264 V AC, 50 / 60 Hz, single-phase
- Power consumption: up to 3 300 VA

### Output data

- Max. Output current: 25 A DC (BAC25A)  
50 A DC (BAC50L)
- Voltage: 10-300 V DC (BAC25A)  
1-60 V DC (BAC50L)
- Typical voltage accuracy:  
± (0,25 % rdg + 0,25 % FS)
- Full load currents at maximum voltages

Model	@230 VAC	@115VAC
<b>BAC25A</b>	20 A (110/120V)	10 A (110/120 V)
	10 A (220/240 V)	5 A (220/240 V)
<b>BAC50A</b>	30 A	20 A

### Environment conditions

- Temperature -20 °C to +55 °C / -4 °F to +131 °F

- Maximum relative humidity 95 % for temperatures up to 31 °C, decreasing linearly to 40 % relative humidity at 45 °C.
- Pollution degree 2

### Electromagnetic Compatibility (EMC)

- Directive 2014/30/EU (CE conform)  
Applicable standard : EN 61326-1

### Dimensions and Weight

- Dimensions:  
(D x W x H) without handle:  
407 mm x 198 mm x 275 mm  
16 in x 7.8 in x 10.8 in
- Weight:  
10 kg / 22 lbs.

### Warranty

- 3 years + additional 1 (one) year upon registration

### Safety Standards

- Safety
  - Low Voltage Directive:  
Directive 2014/35/EU (CE conform)  
Applicable standards, for a class I instrument, pollution degree 2, Installation category II: IEC EN 61010-1
- CAN/CSA-C22.2 No. 61010-1

*All specifications herein are valid at ambient temperature of + 25 °C/77° F and standard accessories. Specifications are subject to change without notice.*



Voltage sense cables



Current cables



Cable Bag



Transport bag

### Order Info

Instrument	Article No
Battery charger BAC25A	BAC25A-NN-01
Battery charger BAC50L	BAC50L-NN-01

Included Accessories	Article No
Mains power cable	MPCxxA-xx-00
Transport bag	TRBAG-M00-01
Ground (PE) cable	CABLE-GND-00

Standard Accessories	Article No
Current cables 2 x 3 m 6 mm <sup>2</sup> (9.8 ft., 9 AWG) with alligator clamps (A2) isolated ( <i>for BAC25A</i> )	C2-03-06BMA2
Current cables 2 x 3 m 10 mm <sup>2</sup> (9.8 ft., 8 AWG) with alligator clamps (A3) isolated ( <i>for BAC50L</i> )	C2-03-10BMA3
Cable bag	CABLE-BAG-00

Optional Accessories	Article No
Current cables 2 x 5 m 6 mm <sup>2</sup> (16.4 ft., 9 AWG) with alligator clamps (A2) isolated ( <i>for BAC25A</i> )	C2-05-06BMA2
Current cables 2 x 10 m 6 mm <sup>2</sup> (32.8 ft., 9 AWG) with alligator clamps (A2) isolated ( <i>for BAC25A</i> )	C2-10-06BMA2
Current cables 2 x 15 m 6 mm <sup>2</sup> (49.2 ft., 9 AWG) with alligator clamps (A2) isolated ( <i>for BAC25A</i> )	C2-15-06BMA2
Current cables 2 x 20 m 6 mm <sup>2</sup> (65.6 ft., 9 AWG) with alligator clamps (A2) isolated ( <i>for BAC25A</i> )	C2-20-06BMA2
Current cables 2 x 5 m 10 mm <sup>2</sup> (16.4 ft., 8 AWG) with alligator clamps (A3) isolated ( <i>for BAC50L</i> )	C2-05-10BMA3
Current cables 2 x 10 m 10 mm <sup>2</sup> (32.8 ft., 8 AWG) with alligator clamps (A3) isolated ( <i>for BAC50L</i> )	C2-10-10BMA3
Current cables 2 x 15 m 10 mm <sup>2</sup> (49.2 ft., 8 AWG) with alligator clamps (A3) isolated ( <i>for BAC50L</i> )	C2-15-10BMA3
Current cables 2 x 20 m 10 mm <sup>2</sup> (65.6 ft., 8 AWG) with alligator clamps (A3) isolated ( <i>for BAC50L</i> )	C2-20-10BMA3
Sense cables 2 x 3 m 1,5 mm <sup>2</sup> (9.8 ft., 13 AWG) with banana plugs + dolphin clip	S2-03-15BPDC
Sense cables 2 x 5 m 1,5 mm <sup>2</sup> (16.4 ft., 13 AWG) with banana plugs + dolphin clip	S2-05-15BPDC
Sense cables 2 x 10 m 1,5 mm <sup>2</sup> (32.8 ft., 13 AWG) with banana plugs + dolphin clip	S2-10-15BPDC
Sense cables 2 x 15 m 1,5 mm <sup>2</sup> (49.2 ft., 13 AWG) with banana plugs + dolphin clip	S2-15-15BPDC
Sense cables 2 x 20 m 1,5 mm <sup>2</sup> (65.6 ft., 13 AWG) with banana plugs + dolphin clip	S2-20-15BPDC
Cable for external alarm 2 x 5 m (16.4 ft.)	CA-EXABAC-05
Extension cable for external alarm 2 x 5 m (16.4 ft.,)	E1-EXABAC-05
PT100 temperature indicator	TI-000-PT100

## Kontakt

Tel.: +41 61 322 18 00

E-Mail: [sales@emv-electronics.com](mailto:sales@emv-electronics.com)

[www.emv-electronics.com](http://www.emv-electronics.com)

**EMV-electronics GmbH**  
 Angensteinerstrasse 6  
 CH-4153 Reinach BL

Tel +41-(0) 61-322 18 00  
 Fax +41-(0) 61-322 17 81  
 E-Mail [sales@emv-electronics.com](mailto:sales@emv-electronics.com)